



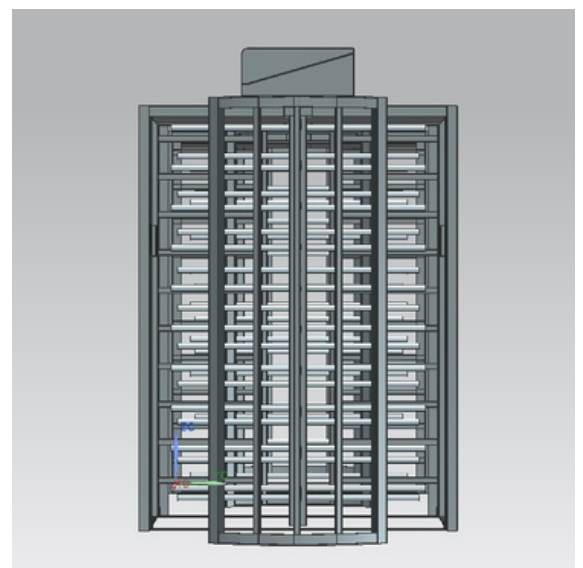

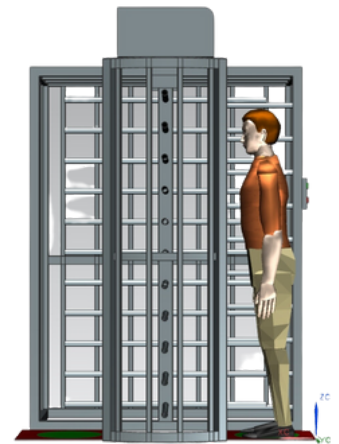
FULL HEIGHT TURNSTILE


Designed with user convenience and safety in mind, our Full Height Turnstile includes features such as safety sensors and anti-tailgating mechanisms. These ensure that only one person can pass through at a time, preventing unauthorized access and maintaining a secure environment for both users and the facility.

Our Full Height Turnstile is highly adaptable to various installation requirements. It can be customized with single or multiple lanes, as well as different configurations and finishes to seamlessly integrate into different architectural settings and cater to diverse traffic volumes.

Types of Full Height Turnstile:

- **Full Height single / dual lane Turnstile (4 X 90 degree rotation) (Manual and Motorized)**
- **Full Height single / dual lane Clearstile with acrylic panel (4 X 90 degree rotation) (Manual and Motorized)**
- **Full height single / dual lane Turnstile (3 X 120 degree rotation) (Manual and Motorized)**





FULL HEIGHT TURNSTILE 90°

TECHNICAL SPECIFICATION:

Supply Voltage	230V AC ± 10%
Power Consumption	5-20 Watts
Drive Technology	90° Electro-Mechanical Drive or Motor Drive*
Communication Protocol	MODBUS TCP or RS485 or RS232
Integration	4 Inputs, 4 PFC outputs & Optional RS485
Access Time Out	0 - 15 sec (Adjustable)
Duty Cycle	Intensive use
Cabinet Material	Available in Stainless Steel Grade 304/316* Or Mild Steel
Arm material	Stainless Steel Grade 304
Cabinet Dimension	L 1300mm * W 1500mm * H 2200mm ±5%
Passage Width	650mm
Lane Indicator	Built-in (Green or Red)
Throughput	20-25 persons/minute
M.C.B.F.	10 million cycles
Operating Temperature	-10 to 55° C
Installation	By anchor bolts on plain surface
Included Accessories	Mains Cable, Foundation Bolts etc.
Optional Accessories	CMOS Camera-Based Sensor, Digital IN-OUT Counter, Wireless Remote, S.S. Railings, Canopy etc